


INTRODUCING THE NEW LPS MONITOR



Avoid unplanned shutdown and maximize your profits

The LPS monitor is designed to sense water leakage past the low pressure seals and alert maintenance personnel that the pump seals need replacing. If not serviced in a timely manner, the water can continue to leak past the low pressure seals and contaminate the crankcase oil, causing oxidation and increasing the oil viscosity. Both of these consequences cause a loss of oil lubricity of the drive-end components causing unplanned shutdowns, production interruptions, costly downtime, emergency pump repairs, and costly pump replacement consequences. The LPS Monitor is designed to alert maintenance personnel of this condition before the pump drive components are at risk.



- Oil viscosity change shown causing loss of oil lubricity leading to component discoloration and failure



- Scoring and gouges appear in the crosshead area
- Mineral contamination of drive from water in the oil



- Plunger rod beginning to seize in crankcase
- Rod discoloration is an indicator of water leaking past the low pressure seals and/or the O-rings under the plungers

Providing feedback on low pressure seal condition

Operation

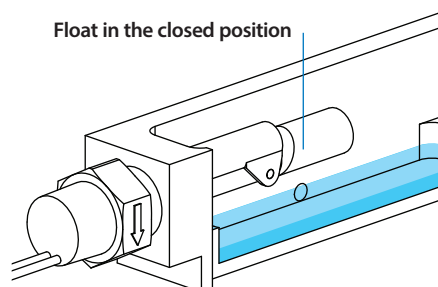
- Water collects in reservoir as low pressure seals wear
- Models available for PLC or PC interface
- Indicator light models when PLC or PC interface is not required
- Float switch configurable normally closed (NC) or normally open (NO)
- Switch can be mounted on either side of leak pan to meet your configuration

LPS Monitor Benefits

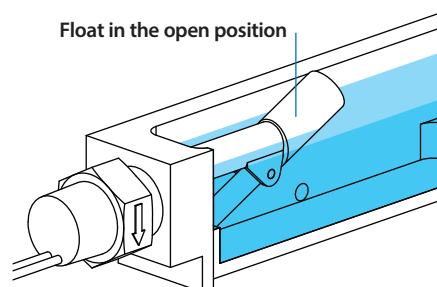
- Avoid costly pump replacement risk due to crankcase drive failure
- Avoid unplanned production interruptions improving profitability
- Improves pump seal maintenance planning avoiding unplanned shutdown

Normally Closed Operation


(Recommended configuration when indicator light model used)



Light is illuminated indicating everything is fine.



Light is off indicating seals need replacing or bulb is burnt out.



Ordering Information:

Note: Corrosion resistant models available on request.

PLC or PC interface models

Non-PLC or PC interface models

Fit on the following pumps models:

650, 651, 660, 661, 661C, 661D, 681, 681K, 1050, 1051, 1051C, 1051D, 1057, 1530, 1531, 1540, 1540E, 1541, 1560, 1810, 1810K, 1851, 1851K, 1861, 1861K

30664

30664.120AC (w/light)

Fit on the following pumps models:

1520, 1521, 2510, 2511, 2520, 2520C, 2521, 2530, 2530E, 2531, 2537, 2831, 2831K, 3501, 3501C, 3507, 3507C, 3511, 3511C, 3517, 3517C, 3520, 3520C, 3521, 3521C, 3527, 3531, 3531C, 3535, 3535C, 3537, 3541, 3541C, 3545, 3560, 3801, 3801K, 3811, 3811K, 3821, 3821K, 3831, 3831K, 3841, 3841K

30290

30292 (Corrosion Resistant Model)

30290.120AC (w/light)

**The new LPS Monitor is ideal for new systems or retrofitting existing systems.
Let your customers know about this great new maintenance tool from Cat Pumps.**



PIJTTERSEN

Pijtersen B.V.
Stavangerweg 14A
9723 JC GRONINGEN
THE NETHERLANDS

Tel.: +31 (0)50-8200963
E-mail : info@pijtersen.nl / info@catpumps.nl
Internet : www.pijtersen.nl / www.catpumps.nl

