

(Rails and Shaft Protector sold separately)

3 Frame Piston Pump

Brass Models

280

290

Stainless Steel
Models

281

291

FEATURES

- | Triplex UNIFLOW design provides a smooth, low-pulsation flow with strong suction capabilities.
- | Hard chrome-plated 304S cylinders and sleeves provide long life with mild liquids within a range of 5-9 PH.
- | Optional 316 Stainless Steel manifolds for added strength and corrosion resistance.
- | Optional FPM and PTFE elastomers for liquid compatibility.

COMMON SPECIFICATIONS

Inlet Pressure Range	-8.5 to 40 psi	(-0.6 to + 2.8 bar)
Bore	0.787"	(20 mm)
Crankcase Capacity	10 oz.	(.3 l)
Maximum Liquid Temperature	160°F	(71°C)
Above 130°F call CAT PUMPS for inlet conditions and elastomer recommendations.		
Inlet Port (1)	1/2" NPTF	(1/2" NPTF)
Chemical Injection Port (1)	1/4" NPTF	(1/4" NPTF)
Discharge Ports (2)	3/8" NPTF	(3/8" NPTF)
Discharge Port (1)	1/2" NPTF	(1/2" NPTF)
Pulley Mounting	Either side	(Either side)
Shaft Diameters	0.650"	(16.5 mm)
Dimensions (280)	10.63 x 8.79 x 5.30"	(270 x 223 x 134.5 mm)
Dimensions (290)	10.83 x 8.79 x 5.30"	(275 x 223x 134.5 mm)

⚠ CAUTIONS AND WARNINGS

All High Pressure Systems require a primary pressure regulating device (i.e. regulator, unloader) and a secondary pressure relief device (i.e. pop-off valve, relief valve). Failure to install such relief devices could result in personal injury or damage to pump or property. CAT PUMPS does not assume any liability or responsibility for the operation of a customer's high pressure system.

Read all CAUTIONS and WARNINGS before commencing service or operation of any high pressure system. The CAUTIONS and WARNINGS are included in each service manual and with each Data sheet. CAUTIONS and WARNINGS can also be viewed online at www.catpumps.com/cautions-warnings or can be requested directly from CAT PUMPS.

WARRANTY

View the Limited Warranty on-line at www.catpumps.com/warranty.

SPECIFICATIONS

U.S. Measure

Metric Measure

MODEL 280 and 281

Flow	3.0 gpm	(11.4 l/m)
Pressure Range	100 to 1000 psi	(7 to 70 bar)
RPM	1330 rpm	(1330 rpm)
Stroke	0.394"	(10 mm)
Weight	11.7 lbs.	(5.3 kg)

MODEL 290 and 291

Flow	3.5 gpm	(13.2 l/m)
Pressure Range	100 to 1200 psi	(7 to 85 bar)
RPM	1200 rpm	(1200 rpm)
Stroke	0.472"	(12 mm)
Weight	12.1 lbs.	(5.5 kg)

ELECTRIC HORSEPOWER REQUIREMENTS

MODEL	FLOW		PRESSURE			MOTOR PULLEY SIZE	
	U.S. gpm	l/m	psi 800	psi 1000	psi 1200	rpm	Pulley O.D.
280	3.0	11.4	1.6	2.1	N/A	1330	3.9
	2.5	9.5	1.4	1.7	N/A	1108	3.2
	2.0	7.6	1.1	1.4	N/A	887	2.8
290	3.5	13.2	1.9	2.4	2.9	1200	3.5
	3.0	11.4	1.6	2.1	2.5	1029	3.0
	2.5	9.5	1.4	1.7	2.1	858	2.5

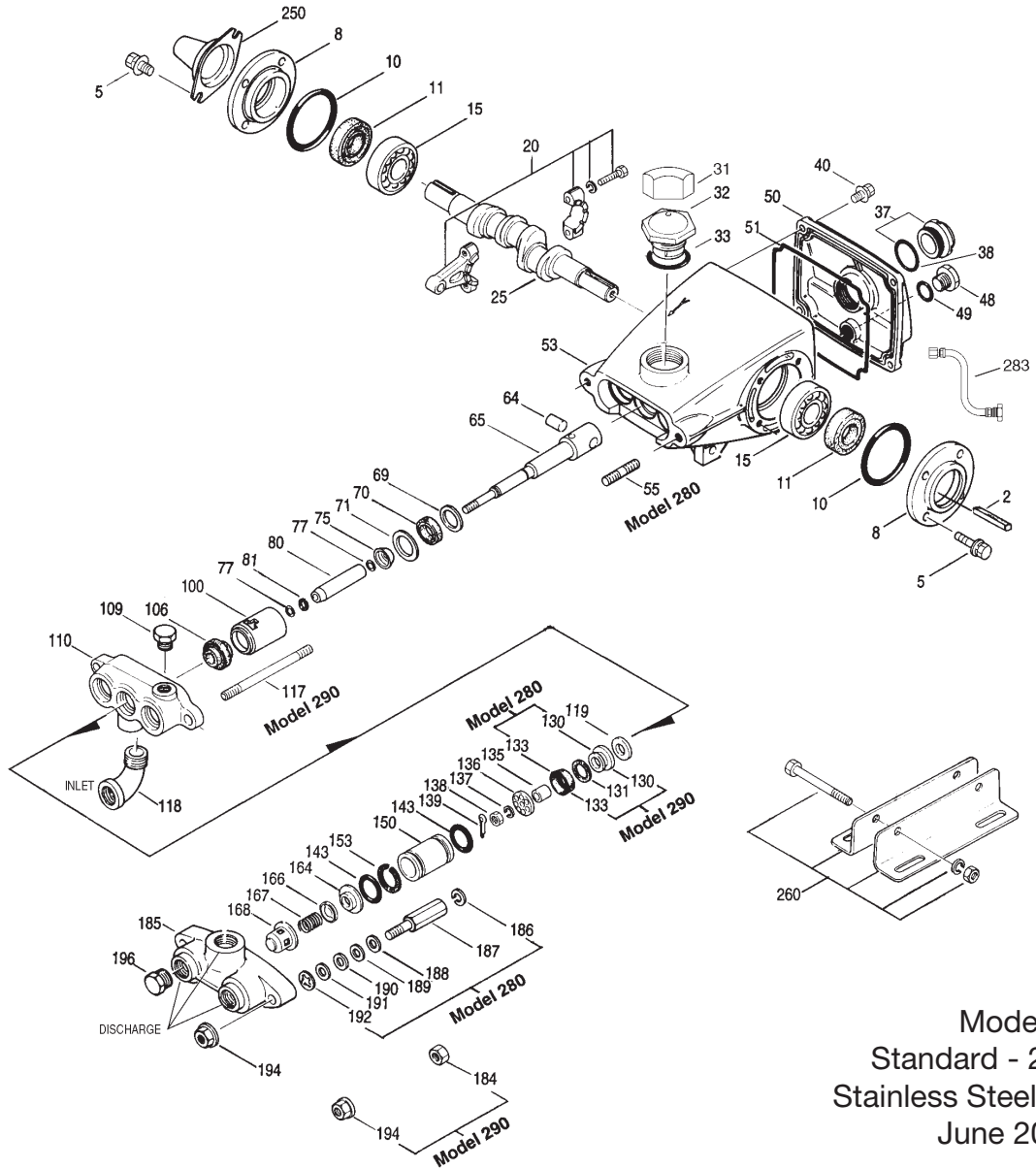
DETERMINING THE PUMP R. P. M.	<u>Rated gpm</u>	=	<u>"Desired" gpm</u>
	Rated rpm	=	"Desired" rpm
DETERMINING THE REQUIRED H. P.	<u>gpm x psi</u>	=	Electric Brake H. P. Required
	1460	=	
DETERMINING MOTOR PULLEY SIZE	<u>Motor Pulley O. D.</u>	=	<u>Pump Pulley O. D.</u>
	Pump rpm	=	Motor rpm

See complete Drive Packages [Incls: Pulleys, Belts, Hubs, Key] Tech Bulletin 003. Refer to pump Service Manual for repair procedure and additional technical information.

PARTS LIST

ITEM	PART NUMBER		DESCRIPTION	QTY	
	280	290			
	281	291	MATL		
2	30047	STL	30047 STL	Key (M5x5x24)	1
5	92519	STZP	92519 STZP	Screw, HHC Sems (M6x16)	8
	125824	STCP R	125824 STCP R	Screw, HHC Sems (M6x16)	8
8	27950	AL	27950 AL	Cover, Bearing	2
10	26536	NBR	26536 NBR	O-Ring, Bearing Cover - 70D	2
11	24159	NBR	24159 NBR	Seal, Oil, Crankshaft	2
15	14487	STL R	14487 STL R	Bearing, Ball	2
20	122041	TNM	48867 TNM	Rod, Assy Connecting [280-8/02, 290-9/02]	3
25	26239	FCM	43804 FCM	Crankshaft	1
31	828710	—	828710 —	Protector, Oil Cap w/Foam Gasket	1
32	43211	ABS	43211 ABS	Cap, Oil Filler	1
33	14177	NBR	14177 NBR	O-Ring, Oil Filler Cap - 70D	1
37	92241	—	92241 —	Gauge, Oil Bubble w/Gasket - 80D	1
38	44428	NBR	44428 NBR	Gasket, Flat, Oil Gauge - 80D	1
40	92520	STZP	92520 STZP	Screw, HHC Sems (M6x20)	4
	126541	STCP R	126541 STCP R	Screw, HHC Sems (M6x20)	4
48	25625	STCP	25625 STCP	Plug, Drain (1/4"x19BSP)	1
49	23170	NBR	23170 NBR	O-Ring, Drain Plug - 70D	1
50	48772	AL	48772 AL	Cover, Rear (07/08) (See Tech Bulletin 104)	1
51	48773	NBR	48773 NBR	O-Ring, Rear Cover (07/08) (See Tech Bulletin 104)	1
53	128361	AL	128361 AL	Crankcase, 4 Screws (07/08) (See Tech Bulletin 104)	1
55	126546	STCP R	—	Stud (M8x41.4)	2
64	16948	CM	16948 CM	Pin, Crosshead	3
65	29612	SZZ	101800 SZZ	Rod, Piston	3
69	126259	STCP R	126259 STCP R	Washer, Oil Seal	3
70	25301	NBR	25301 NBR	Seal, Oil - 80D	3
71	126189	STCP R	126189 STCP R	Washer, Oil Seal	3
75	25327	S	25327 S	Slinger, Barrier	3
77	25392	NBR	25392 NBR	O-Ring, Sleeve	6
	28771	FPM	28771 FPM	O-Ring, Sleeve	6
	28772	PTFE	28772 PTFE	O-Ring, Sleeve	6
80	29614	SCP	29614 SCP	Sleeve	3
	29743	S	29743 S	Sleeve (Unchromed)	3
81	—	—	29003 PTFE	Back-up-Ring, Sleeve	3
100	28597	PVDF	28597 PVDF	Retainer, Seal	3
106	30315	NBR	30315 NBR	Seal, LPS, Prrrrm-A-Lube	3
	30325	FPM	30325 FPM	Seal, LPS, Prrrrm-A-Lube	3
109	22177	BBCP	22177 BBCP	Plug HH (1/4" NPT)	1
110	25128	BBCP	25128 BBCP	Manifold, Inlet	1
	25635	SS	25635 SS	Manifold, Inlet	1
117	—	—	85680 STCP	Stud (M8x99.5)	2
118	22160	BBCP	22160 BBCP	Elbow (1/2" NPT)	1
119	27004	S	27004 S	Valve, Inlet	3
130	22021	S	30543 S	Piston	3
131	—	—	30544 PTFE	Bac-Cup Ring	3
133	43172	FPM	43172 FPM	Cup, Piston	3
133	—	—	43474 FPM	Assy, Bac-Cup (Incls: 130, 131, 133) (290 Only)	3
133	29089	SNG	29089 SNG	Cup, V-Hot	3
	30145	TG	30145 TG	Cup-Piston, w/FPM O-Ring (1000 psi max)	3
135	27003	S	27983 S	Spacer, Piston	3
136	27002	S	27002 S	Retainer, Piston	3
137	27006	S	27006 S	Washer, Conical (M6)	3
138	27000	S	27000 S	Nut (M6)	3
139	14158	S	14158 S	Cotterpin (M1.6x10)	3
143	23172	NBR	23172 NBR	O-Ring, Cylinder -70D	6
	11377	FPM	11377 FPM	O-Ring, Cylinder -80D	6
	26961	PTFE	26961 PTFE	O-Ring, Cylinder	6
150	26112	SCP	101802 SCP	Cylinder	3
	28774	S	43834 S	Cylinder (Unchromed)	3
153	—	—	21985 PTFE	Back-Up-Ring, Cylinder	3
164	43434	S	43434 S	Seat, Q.V.	3
	29487	S	29487 S	Seat, F.V.	3
166	43723	S	43723 S	Valve, Q.V.	3
	22842	S	22842 S	Valve, F.V.	3
167	43360	S	43360 S	Spring, Q.V.	3
	22031	S	22031 S	Spring, F.V.	3
168	43442	S	43442 S	Retainer, Spring, Q.V.	3
	22841	S	22841 S	Retainer, Spring, F.V.	3
184	—	—	126521 STCP R	Nut, Hex (M8)	2
185	24459	BBCP	24459 BBCP	Manifold, Discharge	1
	25634	SS	25634 SS	Manifold, Discharge	1
186	15845	STZP	—	Lockwasher (M8)	2
	126232	STCP R	—	Lockwasher (M8)	2
187	126565	STCP R	—	Bolt, Cylinder (M8x62.5)	2
188	126813	STCP R	—	Shim (M8x13x1.0)	2-4
189	126576	STCP R	—	Shim (M8x13x0.5)	2-4
190	126590	STCP R	—	Shim (M8x13x0.3)	2-4
191	126591	STCP R	—	Shim (M8x13x2.0)	2-4
192	26676	S	—	Lockwasher (M8)	2

EXPLODED VIEW



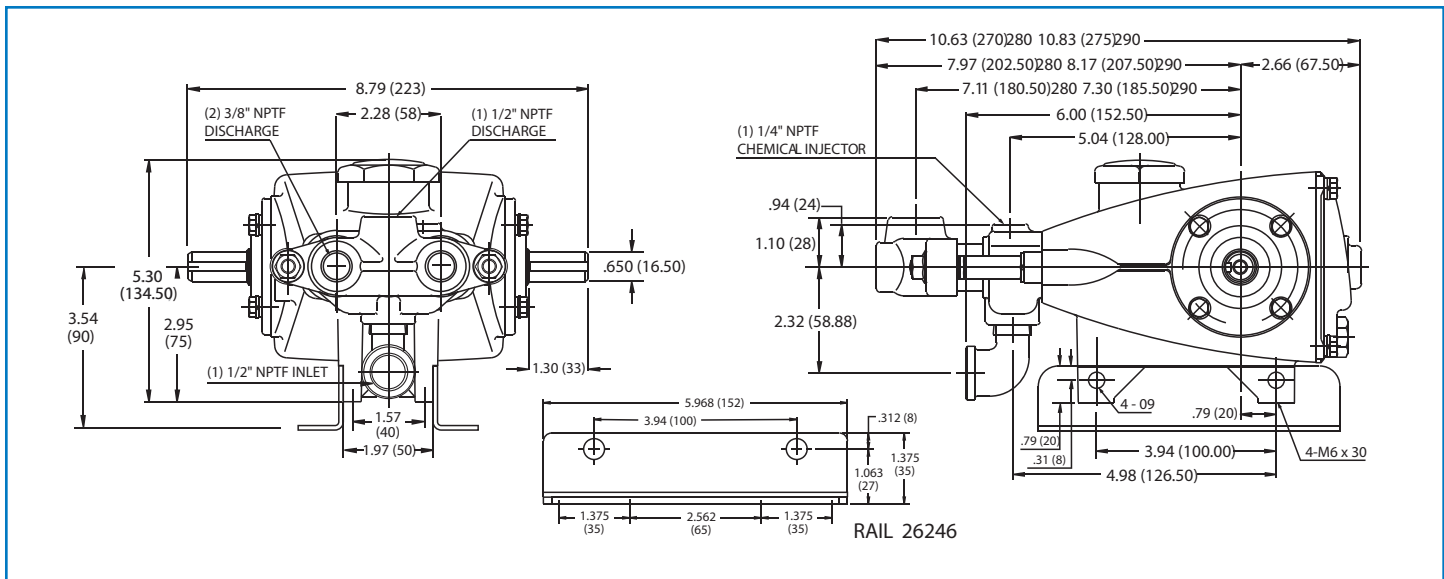
Models
Standard - 280, 290
Stainless Steel - 281, 291
June 2010

	280	MATL	290	MATL				
194	281	126201	STCP R	291	126201	STCP R	Nut, Hex Flange (M8)	2
196		22187	BBCP		22187	BBCP	Plug HH (3/8" NPT)	1
250		25130	STCP		25130	STCP	Protector, Shaft	1
260		30612	STZP R		30612	STZP R	Assy, Angle Rail	1
270		30246	STL		30246	STL	Pulley Assy (Incls: 30032, 30047)	1
275		30942	STL		30942	STL	Hub & Key Assy (Incls: 30943, 30047)	1
283		34334	—		34334	—	Kit, Oil Drain (3/8"x24") (See Tech Bulletin 077)	1
298		34961	STZP		34961	STZP	Clutch, Assy, Single Groove, 16.5mm, 12VDC	1
		34964	STZP		34964	STZP	Clutch, Assy, Dual Groove, 16.5mm, 12VDC	1
300		30023	FPM		—	—	Kit, Cup (Incls: 133, 139, 143, 355)	1
		—	—		76023	FPM	Kit, Cup (Incls: 131, 133, 139, 143, 355)	1
		701443	TG		701443	TG	Kit, Cup (Incls: 133, 139, 143)	1
302		30202	NBR		30860	NBR	Kit, Piston (Incls: 119-139, 143, 153, 355)	1
304		30272	NBR		30272	NBR	Kit, Hot Cup (Incls: 133, 139, 143)	1
305		30431	NBR		30431	NBR	Kit, Sleeve & Seal (Incls: 75, 77, 80, 106, 139)	1
306		30305	NBR		30305	NBR	Kit, Seal (Incls: 106, 139)	1
310		30686	NBR		30686	NBR	Kit, Valve, Quiet Valves (Incls: 143, 164, 166, 167, 168)	1
		30024	NBR		30024	NBR	Kit, Valve, Flat Valves (Incls: 143, 164, 166, 167, 168)	1
355		22130	NY		22130	NY	Insertor, Cup	1
		6107	—		6107	—	Oil, Bottle (21 oz.) ISO 68 Hydraulic (Fill to specified crankcase capacity prior to start-up)	1


Bold print part numbers are unique to a particular pump model. Italics are optional items. [] Date of latest production change. R Components comply with RoHS Directive. View Tech Bulletins 002, 003, 012, 016, 017, 020, 024, 026, 030, 033, 034, 036, 074, 077, 083 and 104 for additional information.

All Q.V. parts are necessary for conversions, Q.V. and F.V. parts cannot be mixed.

MATERIAL CODES (Not Part of Part Number): ABS=ABS Plastic AL=Aluminum BBCP=Brass/Chrome Plated CM=Chrome-moly FCM=Forged Chrome-moly FPM=Fluorocarbon NBR=Medium Nitrile (Buna-N) NY=Nylon PTFE=Pure Polytetrafluoroethylene PVDF=Polyvinylidene Fluoride S=304SS SCP=304SS/Chrome Plated SNG=Special Blend (Buna) SS=316SS STCP=Steel/Chrome Plated STL=Steel STZP=Steel/Zinc Plated SZZ=304SS/Zamak TG= PTFE Graphite Compound (GIT) TNM=Special High Strength



Models 280, 281, 290, 291



- | | | |
|--------------------------------------------------------------------------------------------------------------------------------------------------------------------------------------------------------------------------------|------------------------------------------------------------------------------------------------------------------------------------------------------------------------------------------------------------------------------------------------------------------|-----------------------------------------------------------------------------------------------------------------------------------------------------------------------------------------------------------|
| <p>1 The patented stepped piston rod sleeve provides a durable wear surface and easy wet-end servicing.</p> <p>2 The cylinder and sleeve wear surfaces are hard chrome-plated 304 stainless steel for longer service life.</p> | <p>3 Manifolds are of high tensile strength chrome-plated brass or 316 stainless steel for added corrosion resistance.</p> <p>4 100% wet cup/seal design adds to service life by allowing pumped liquids to cool and lubricate the elastomers on both sides.</p> | <p>5 304 stainless steel valves, seats, and springs provide corrosion-resistance, ultimate seating and extended life.</p> <p>6 Mechanically actuated inlet valves provide strong lift and easy prime.</p> |
|--------------------------------------------------------------------------------------------------------------------------------------------------------------------------------------------------------------------------------|------------------------------------------------------------------------------------------------------------------------------------------------------------------------------------------------------------------------------------------------------------------|-----------------------------------------------------------------------------------------------------------------------------------------------------------------------------------------------------------|



PIJTTERSEN

Pijtersen B.V.
 Postbus 262, 8500 AG Joure
 Transportwei 26, 8501 ZP Joure
 The Netherlands

Tel.: +31 (0)513-414040
 Fax: +31 (0)513-414066
 E-mail : info@pijtersen.nl / info@catpumps.nl
 Internet: www.pijtersen.nl / www.catpumps.nl

